

The Investor Audit

Powered by The Asian Banker

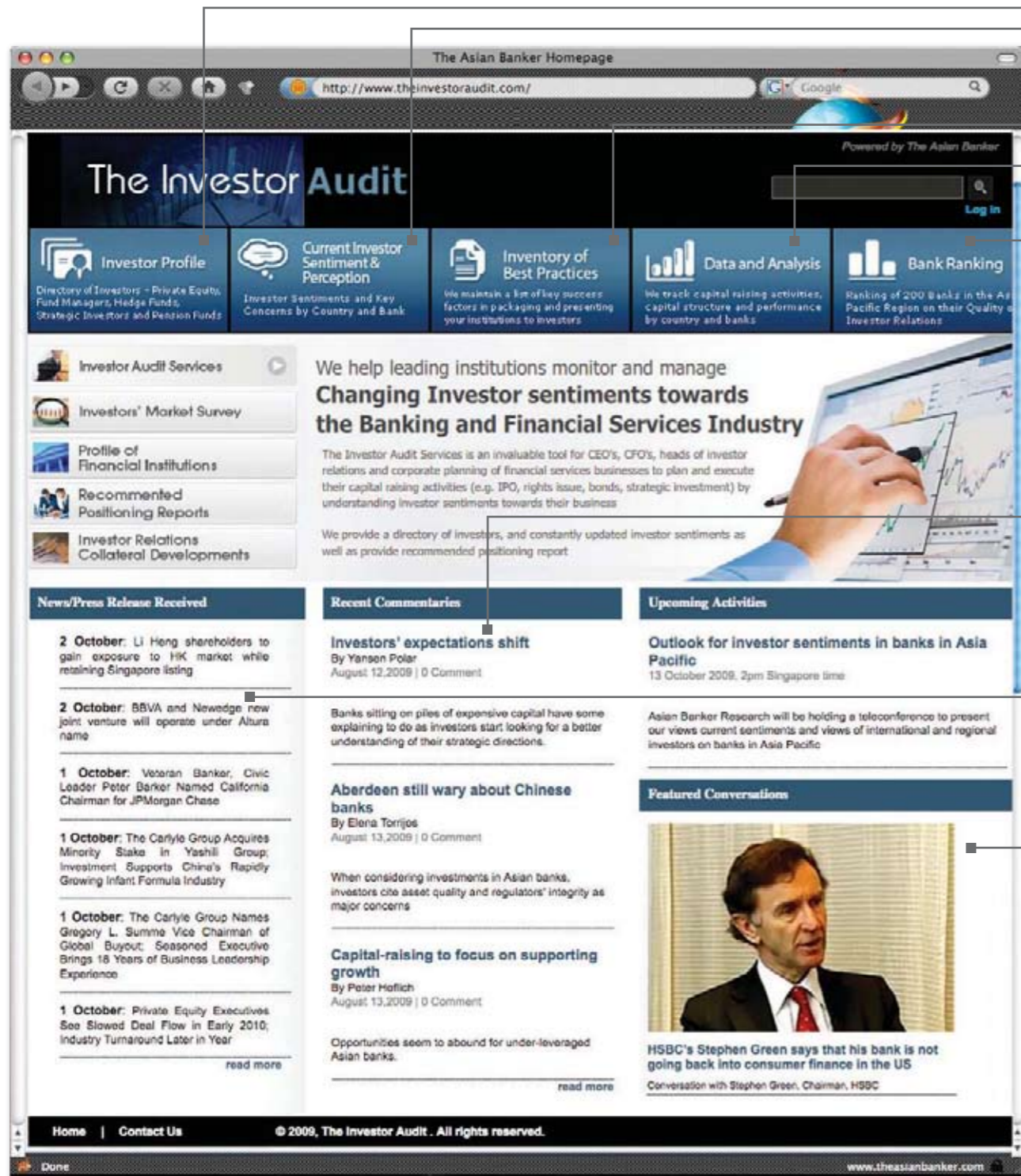
Global Investor Opinion Survey

- Global investor profile and how they view your bank
- Best Practices in positioning your bank to investors
- Data and Analysis of trends in capital raising and capital structure in Asia Pacific
- Ranking of 200 Bank's Investor Relations Services

The Investor Audit is an invaluable tool for CEO's, CFO's, heads of investor relations and corporate planning of financial services businesses to plan and execute their capital raising activities

The screenshot shows the homepage of 'The Investor Audit' website. The header includes the site name and a navigation menu with categories: Investor Profile, Current Investor Sentiments Perception, Inventory of Best Practices, Data and Analysis, and Bank Ranking. Below the header, there's a main banner with the title 'The Investor Audit' and a sub-header 'Powered by The Asian Banker'. The main content area is divided into several sections: 'Investor Audit Services' (with a sub-header 'We help leading institutions monitor and manage Changing Investor sentiments towards the Banking and Financial Services Industry'), 'Recent Commentaries' (with a sub-header 'Investors' expectations shift'), and 'Upcoming Activities' (with a sub-header 'Outlook for investor sentiments in banks in Asia Pacific'). There's also a 'Featured Conversations' section with a photo of Stephen Green, Chairman of HSBC. The footer contains 'Home | Contact Us' and '© 2009, The Investor Audit. All rights reserved.'

A Powerful Interactive Platform in Investor Relations



- Global and Regional Investor profiles
- Data on Investor Sentiments and Perceptions by bank and country
- Key Issues banks face in capital raising and investor relations
- Best practices in capital raising and investor relations

- Repository of data and analysis; covering trends and developments in financial performance, capital structure and capital raising of Financial Institutions
- Benchmark Ranking of 200 Banks' IR Departments
- Incisive commentaries on M&A's, Capital Raising Exercises, IPOs and other IR topics by the Investor Community and The Asian Banker
- Latest Press Releases of investors and banks in areas of acquisition, capital raising and financial performance
- Video Interviews of decision makers and opinion shapers (www.thebankingconversation.com)

Your Benefits of The Investor Audit Subscription

The Investor Audit is an invaluable tool for CEO's, CFO's, heads of investor relations and corporate planning of financial services businesses to plan and execute their capital raising activities (e.g. IPO, rights issue, bonds, strategic investment) by understanding investor sentiments towards their business

- Provides in depth profiles of private equity, hedge fund, strategic investors, fund management houses and pension funds that support your investor analysis
- Highlights current investor sentiments and perceptions about key concerns by region, country and banks, with quarterly updates
- Ranks 200 banks and IR departments across 12 countries. It assesses 177 banks and IR depart-

ments across 12 countries on four key aspects: Financial performance, Quality of Information Disclosure, Quality of IR Departments and Corporate Governance

- Gives insights into what investors currently evaluate and what they expect from banks. It also traces the latest developments and themes investors have towards the financial industry.
- Provides a rich depository of research covering trends in capital structure and volume raised by country and across Asia together with key financial developments
- Audit of investor sentiments and expectations of your bank and recommended positioning reports that facilitates the execution of capital raising exercises and investor relations activities.

Subscribe to theinvestoraudit.com today
List of data and information benefits updated on a quarterly basis



Continuously updated Investor Profiles

Actis Capital LLP

Company Description

as of 12 August 09

Actis is an active private equity investor in emerging markets in Asia, Africa and Latin America seeking high return through buy out and active management for medium term partnership. In financial services, Actis is predominantly focused on Africa and the Middle East. In Asia, it has 2.9 billion in funds under management in 9 Asian countries. Actis was established as an independent private equity manager when it demerged from CDC Capital Partners in early 2004. Actis has been investing in South East Asia since 1948, in India since 1987 and in China since 2000.

This Company's Fund Profile

Total Global Fund Size (\$)	7.6 billion
Fund Size (Asia Pacific)	2.9 billion
Estimated FI Fund Size (Asia Pacific)	< 4%
Fund Type	Private Equity
Asset Class Focus	Equity
Number of Investment Professionals (Asia Pacific)	43
<i>FI Background</i>	<2
Specialised Global Financial Services Team	Yes
Domicile	UK

This Company's Investment Type

Investor Type	Growth Investor
Industry Focus	Multi Sector
Engagement Type	Active
Average Holding Period of FI Counters	4-5 Years
Investment Range (\$ mil)	50-300
Principle Benchmark Used	S&P 500
Other Benchmarks Used	N.A.
Expected Rate of Annual Return (%)	N.A.
FI Focus	Commercial Banks, Utility Providers

Asset Structure

Actis structures its funds and teams in three asset classes: Private equity, infrastructure and real estate

This Company's FI Holdings Ownership

2009	Commerical International Bank (Egypt)	9.3%
2006	National Development Bank (Sri Lanka)	
2006	National Stock Exchange of India	

This Company's Geographic Investment Focus

Commercial banks predominantly in Africa and the Middle East. It also has a strong focus on India. Potential focus on emerging market banks in Thailand, Indonesia, China, Philippines and supporting utility providers in the payment and distribution space

This Company's Value Add to FI's

Access to Senior Executives
 Management Training and Development
 Expertise in (Consumer) Banking in Emerging Markets in South Asia and Africa

Recent Developments and Investments of this Company in the FI Space

- August 2009 Key appointment of Mr. Jiansheng Wang to further strengthen its presence for financial services acquisitions in China. Prior to joining Actis, Mr. Wang was with Cerberus Capital Management, International Finance Corporation and the World Bank Group. At IFC he was in charge of developing the IFC's investment activities in China's financial markets.
- July 2009 Agreed to pay \$244 million to acquire a 9.3 percent stake in Commercial International Bank, the largest lender by market value in Egypt which wants to expand its lending into consumer banking. The deal was considered to be a fair deal, close to the market price and to analysts' valuations. Actis will use its expertise in emerging markets, especially with banks in India and Nigeria, to introduce new systems for SME and consumer lending and savings products. It would have one seat on CIB's board of directors. Actis acquired 50% of the stake held by the consortium led by Ripplewood Holdings. The transaction makes Actis the largest single investor in CIB
- Dec 2008 Raised a \$2.9 billion private equity fund - Actis Emerging Markets 3 (AEM3) - for emerging markets of Africa, China, India, Latin America and Southeast Asia. The new fund will invest \$1 billion in India over a period of 3-4 years

Key Contacts in this Company

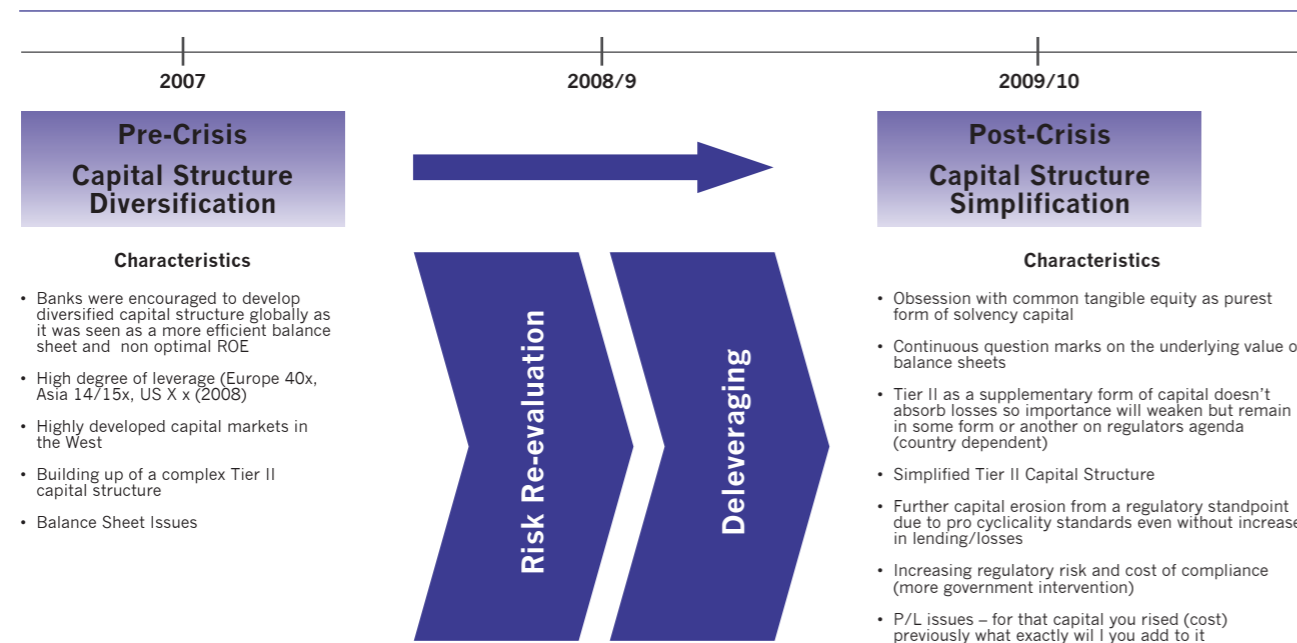
Address (Global) 2 More London Riverside, London SE1 2JT, United Kingdom
 Phone +44 20 7234 5000
 Website www.act.is
 Managing Principal Alistair Mackintosh (CIO), Paul Fletcher (Senior Partner)

Address (South East Asia)
 Phone +65 6416 6400
 Email abranigan@act.is
 Website www.act.is
 Managing Principal Alun Branigan (Partner)

Address (South Asia) 4th Floor Thapar House, Dr. Annie Besant Road, Worli, Mumbai 400 030, India
 Phone +91 22 6146 7900
 Email jtrivedi@act.is
 Website www.act.is
 Managing Principal J. Trivedi (Partner)

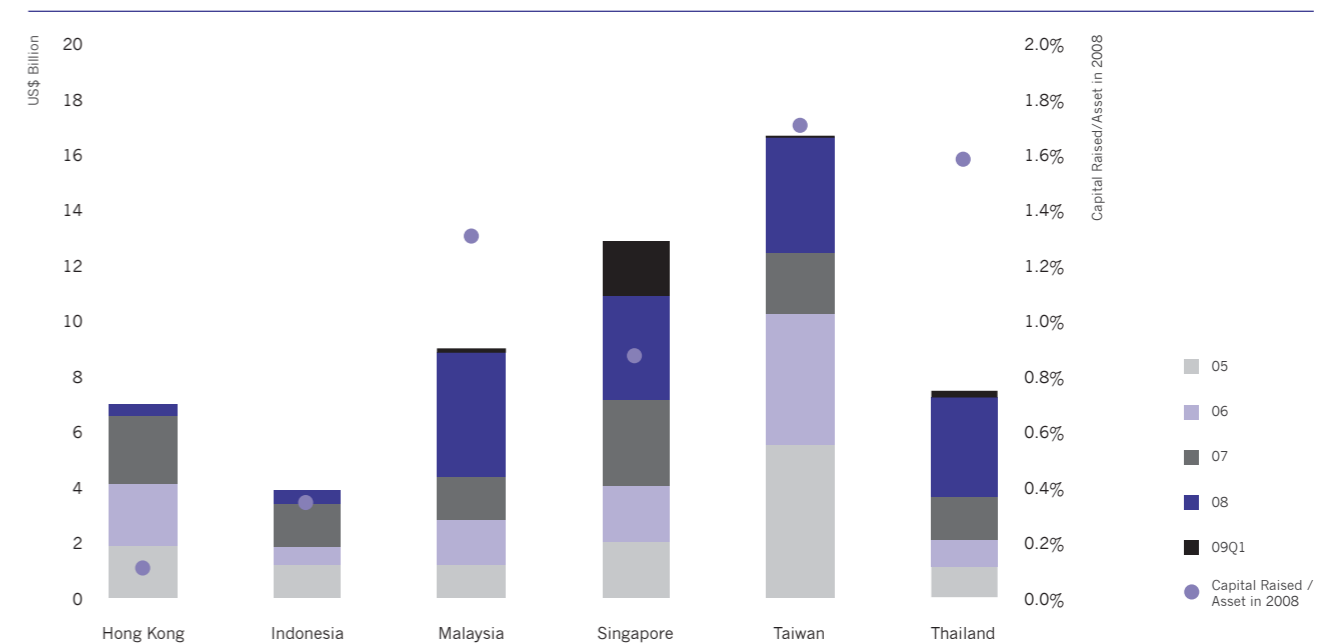
Rich Research and Data on Capital Raising Activities and Current Investor Perception by Country

Key Developments in Capital Structure of Banks (Globally)



Source: Asian Banker Research

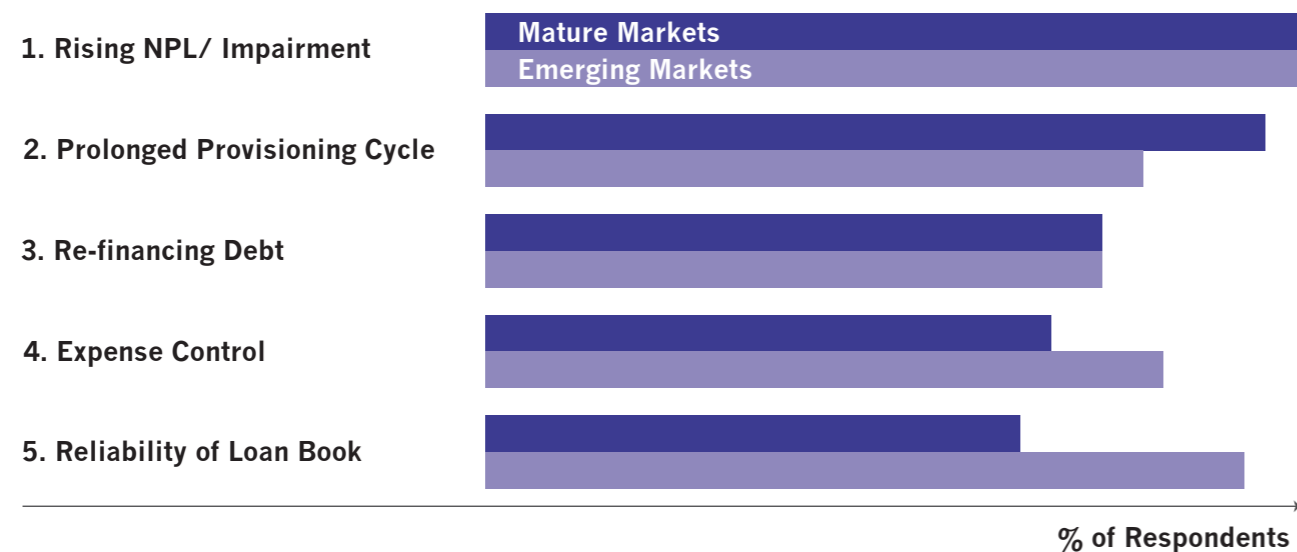
Total Value of Capital Raised for Banks by Country (2005 – 2009Q1) and Capital Raised/Asset in 2008



Source: Asian Banker Research, Deologic, Bloomberg

With raising impairments a certainty, the real issue is the quantum of increase and how severe losses will be

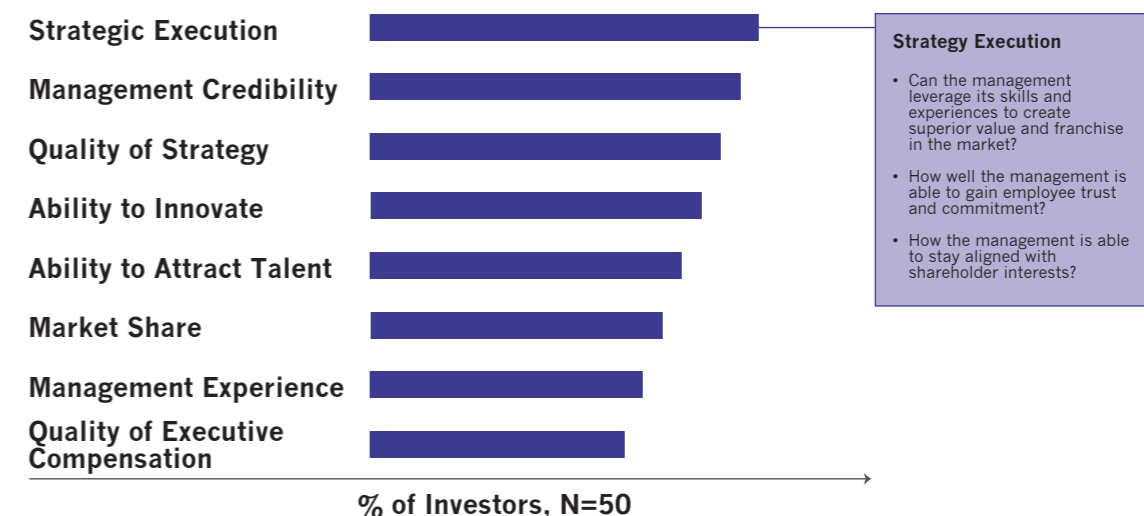
Top 5 Concerns of International Investor Community on Banks in Asia Pacific



Source: The Asian Banker Research, N=50, 30 Asia Pacific Domiciled, 20 Ex Asia Domiciled

What are Investors Currently Evaluating in their Non Financial Decision Making Matrix (Q12009)

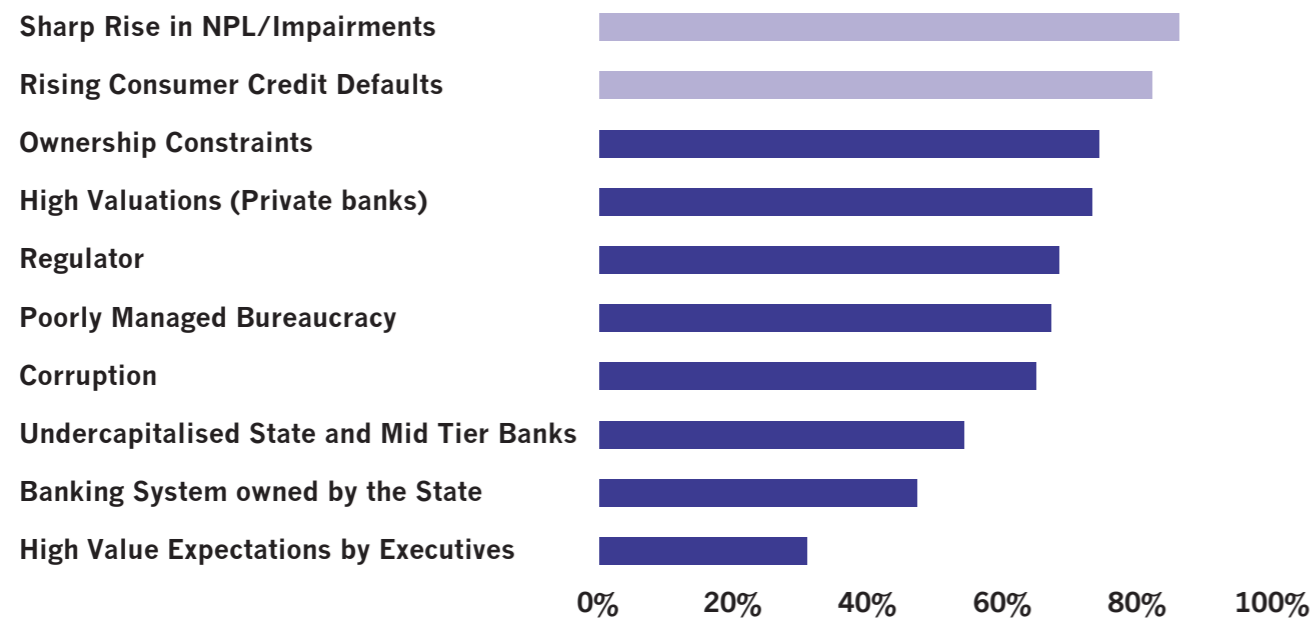
What are Investors Currently Evaluating in their Non Financial Decision Making Matrix (Q12009)



Source: Asian Banker Research

Current Investor Perception by Country

Top Concerns By International Investors for Indian Banks (Q12009)



Source: Asian Banker Research

Top Issues of International Investors for Banks in China (Q12009)

Name of Bank	Asian Banker Ranking	Issues by Investors
Industrial and Commercial Bank of China	AB300 # 23	
	Retail Excellence # 34	
	IR 200 # 10	
Bank of China	AB300 # 12	
	Retail Excellence # 12	
	IR 200 # 12	
Agricultural Bank of China	AB300 # 11	
	Retail Excellence # 2	
	IR 200 # 3	
China Merchants Bank	AB300 # 34	
	Retail Excellence # 9	
	IR 200 # 5	
Bank of Communications	AB300 # 34	
	Retail Excellence # 10	
	IR 200 # 15	

Source: Asian Banker Research

Evaluation Scorecard

The scorecard aims to identify outstanding players in the financial services industry that produce outstanding results in all four key aspects:

- Financial Performance
- Quality of IR Department
- Quality of Information Disclosure
- Corporate Governance

Dimension	Weight	Parameter	Indicator
Financial Performance	16.7%	Profitability	ROAE (%) 2008
			ROAE (%) YoY Change
			ROAA (%) 2008
			ROAA (%) YoY Change
			Cost-to-Income (%) 2008
			Cost-to-Income (%) YoY Change
	16.7%	Asset Quality	Gross NPL (%) 2008
			Gross NPL (%) YoY Changes
			Reserve Coverage Ratio (%)
			Loan/Customer Deposits (%)
	16.7%	Liquidity	Liquid Assets/Total Assets (%)
			Committed Credit Line/Liquid Assets (%)
			Wholesale Funding/Total Funding and Capital (%)
			Tier I Regulatory Capital (%)
	16.7%	Capital Adequacy	Total CAR (%)
			TCE/Total Assets (%)
Equity to Total Assets (%)			
Capital Appreciation			
Dividends Re-invested			
16.7%			Total Shareholder Return
Investor Relations Information Disclosure	28.5%	IR Newsletters and Briefings	Number of Shareholder Newsletters (#, 2008)
			Number of Strategic Briefings (#, 2008)
	28.5%	Depth of IR Online Information	Subscription to Shareholder Newsletters (y/n)
			Ability to Download Annual Report (y/n)
			Recent Presentation/Speeches Available for Download
			Live Webcast of Presentations to Analysts/Investors
			Online Availability of Dividend Information
			Online Availability of Share Capital History
			Online Availability of Financial Calendar
			Online Availability of AGM/EGM Voting Results
			Online Availability of Ordinary Shareholding Statistics
			Online Availability of Bank Stock Valuation Indicators
28.5%	Timeliness of Reporting	Delay of publishing AR after End of Financial Year	
14.5%	Frequency of Reporting*	Financial Reporting Frequency	
Quality Investor Relations Department	100%		Operational Differentiation of IR Department
			Depth of IR Contact Information (Online)
			Number of Dedicated IR Officers
			Reporting Line to Board of Directors
Corporate Governance	50%	General	Biggest Capital Raising Activity (2007-2009/06)
			Transparency in Directors' Nominations
	50%	Disclosure and Transparency	Percentage of Completely Independent Directors
			Proxy Voting at AGMs
			Disclosure of Multiple Directorships
			Disclosure of Directors Annual Remuneration
			Disclosure of CEO Annual Pay
			Disclosure of Board Meetings and Attendance
			Disclosure of Risk Committee Meeting/Attendance
			Numerical Limits on Multiple Directorships

*Note: Since frequency of reporting is set by regulators the weight has been lowered to adjust for cross country comparison

The Asian Banker Investor Relations Ranking 2009

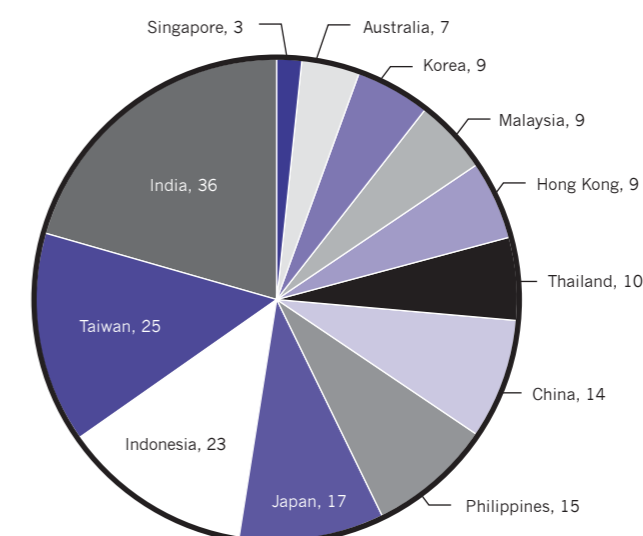
The Asian Banker IR 200 is a semi annual survey that assesses the quality and strength of commercial banks' investor relations activities. The IR200 is the most comprehensive industry evaluation on investor strength, transparency of information disclosure to investors, corporate governance and financial performance. The survey analysed more than 170 banks from Australia, China, Hong Kong, India, Indonesia, Japan, Malaysia, the Philippines, Singapore, South Korea, Taiwan and Thailand

Overall Investor Relations Ranking

Rank	Country	Bank Name	Profitability	Total Shareholder Return 2007-2009/06	Asset Quality	Liquidity	Capital Adequacy	Quality Information Policy	Quality Investor Relations Department	Corporate Governance	Composite Score
		Total Scores	1.0	1.0	1.0	1.0	1.0	3.0	1.0	2.0	11.0
#REF!	CHINA		0.65	1.00	0.78	0.73	0.23	2.39	1.00	1.55	8.33
#REF!	INDONESIA		0.53	0.80	0.73	0.88	0.75	2.16	0.37	1.68	7.90
#REF!	INDIA		0.58	1.00	0.00	0.43	0.38	2.33	0.65	1.63	6.98
#REF!	THAILAND		0.70	0.10	0.47	0.45	0.85	2.92	0.80	1.55	7.83
#REF!	CHINA		0.17	1.00	0.57	0.46	0.83	2.17	0.90	1.35	7.44
#REF!	CHINA		0.80	0.40	0.62	0.43	0.45	2.61	0.80	1.43	7.53
#REF!	THAILAND		0.73	0.50	0.52	0.71	0.80	2.50	0.60	1.35	7.70
#REF!	MALAYSIA		0.73	1.00	0.75	0.80	0.40	1.83	0.37	1.75	7.63
#REF!	INDIA		0.83	1.00	0.50	0.46	0.55	1.94	0.30	1.50	7.08
#REF!	CHINA		0.68	0.10	0.68	0.41	0.53	2.50	0.80	1.56	7.27
#REF!	INDIA		0.74	#REF!	0.00	0.03	0.50	2.39	0.50	1.17	#REF!
#REF!	INDIA		0.79	1.00	0.00	0.35	0.60	1.39	0.63	1.68	6.44
#REF!	CHINA		0.35	0.40	0.55	0.40	0.60	2.50	0.70	1.62	7.12
#REF!	INDIA		0.73	0.40	0.28	0.35	0.60	1.95	0.70	1.75	6.75
#REF!	THAILAND		0.38	0.40	0.55	0.28	0.73	2.50	0.65	1.75	7.23
#REF!	INDONESIA		0.90	1.00							
#REF!	CHINA		0.59	0.00							
#REF!	INDONESIA		0.38	0.70							
#REF!	AUSTRALIA		0.44	0.10							
#REF!	INDIA		0.69	1.00							
#REF!	INDONESIA		0.68	1.00							
#REF!	THAILAND		0.35	0.20							
#REF!	CHINA		0.74	0.10							
#REF!	HONG KONG		0.48	#REF!							
#REF!	THAILAND		0.77	0.20							
#REF!	INDIA		0.44	1.00							

Source: Asian Banker Research

Coverage of Banks in the Survey



Source: Asian Banker Research

Quality of Investor Relations Reporting Transparency

Overall IR Rank 2009	Quality of IR Departments	Country	Bank Name	IR Newsletter and Briefings	Depth of IR Online Information	Timeliness of IR Reporting	Frequency of Financial Reporting	Quality Investor Relations Department	Corporate Governance (General)	Corporate Governance (Disclosure)	Composite Score
			Total Scores	1.0	1.0	1.0	0.5	1.0	1.0	1.0	6.5
#REF!	23	AUSTRALIA		0.50	0.67	1.00	0.33	0.50	0.63	FALSE	3.63
#REF!	24	THAILAND		0.33	0.67	1.00	0.50	0.60	0.75	0.60	4.45
#REF!	25	CHINA		0.67	0.33	0.67	0.50	0.90	0.75	0.60	4.42
#REF!	26	INDIA		0.33	0.44	0.67	0.50	0.70	0.81	0.93	4.39
#REF!	27	THAILAND		0.00	0.67	1.00	0.50	0.45	0.81	0.83	4.26
#REF!	28	THAILAND		0.33	0.56	0.67	0.50	0.55	0.81	0.80	4.22
#REF!	29	THAILAND		0.33	0.33	1.00	0.50	0.50	0.75	0.80	4.22
#REF!	30	INDONESIA		0.67	0.67	0.33	0.50	0.37	0.88	0.80	4.21
#REF!	31	INDONESIA		0.67	0.67	0.33	0.50	0.48	0.88	0.67	4.19
#REF!	32	THAILAND		0.33	0.56	0.67	0.50	0.70	0.81	0.60	4.17
#REF!	33	AUSTRALIA		0.42	0.78	1.00	0.33	0.13	0.56	0.93	4.16
#REF!	34	AUSTRALIA		0.50	0.67	1.00	0.33	0.20	0.69	0.73	4.12
#REF!	35	INDIA		0.33	0.56	1.00	0.50	0.50	0.44	0.73	4.06

Source: Asian Banker Research



Subscribe Today!

Yes, I would like to subscribe to the investoraudit.com membership at a price of US\$700 for a period of 4 month. I understand that I will receive:

- Access to full content of the Investor Audit website for a period of 4 months
- Current and ongoing updates of international investor profiles
- Quarterly updates of investor sentiments and perceptions by region, country and banks
- Annual update to the benchmark strength ranking of banks and IR departments
- Subscription to The Asian Banker e-newsletters and archived daily news on capital markets and investor relations issues

The deliverables for our selected membership is as stated in the Membership Document attached to this Registration Form.

Approved by (Name): _____

Position: _____

Name of organisation: _____

Address: _____

Tel: _____ Fax: _____ E-mail: _____

Mode of payment

By credit card American Express MasterCard VISA

Card Number: _____ Expiry Date: _____

By an irrevocable bank cheque made payable to "TAB International Pte Ltd".

Issued by (bank): _____ Check no: _____ Date: _____

Please bill our organisation. Payment must be received before commencement of membership.

Signature: _____ Date: _____

(as in credit card, if applicable)

Please complete and fax the form to (65) 6236 6530, attention to Ms Vicky Su,
Tel: +65-6236 6517 or Email: vsu@theasianbanker.com